

Groomer's Training Brochure



Basics & Beyond

Since 1996

TAKING YOU FROM TRAINEE TO PROFESSIONAL

In as little 5-8 weeks!

Copyright 2011 Bevarly Latham

This brochure is to present you with a career training opportunity in the field of pet grooming. I will explain what this course offers you and how it will benefit you.

Think you cannot learn dog and cat grooming through correspondence. Think again because this program was developed to do just that and it works! I can make you a professional groomer.



After contacting many experts in the animal industry and doing years of research to create the best teaching techniques ever put together; I am convinced I have accomplished that.

I had to be certain to convey the proper way of grooming and the importance of animal safety. After years studying methods and how people process information, I was able to put together this highly effective, user friendly program. It works well for everyone that has used it, and at a very affordable price!

With the training you receive through this course and sincere love for animals, the potential in this field is unlimited. Join the many professionals in this business!

Instead of paying thousands of dollars to learn to groom you can take this course for \$340.00 and



put the extra in your pocket or better yet into tools and supplies!

The course comes with 10 DVDs and they are amateur in nature. I made them myself in my grooming shop, but you need to see grooming to learn it! You cannot learn to groom from just a book!!

Just some of the information you will learn

1. Shop setup and clever ways to make your shop more productive as well as a safe place for the pet and for you to work in.
2. Cat bathing, nail clipping, grooming, and safety measure you need to know.
3. Bow making instructions show you the fine art of making bows, including ears bows, collar bows and bow ties.
4. Bathing short cuts, protecting the dog and safety measure you need to know.
5. Emptying anal sacs, when is it a medical issue, and safety measure you need to know.
6. Handling fear and cage biters, the correct way to protect yourself as and the pet.
7. Nail clipping, learning the difference in dew claws, how to cut them and safety measure you need to know.

8. Ear cleaning, when to pluck the hair from the ear canal, ear care, and safety measure you need to know.

Taking the Basics & Beyond Groomers Career Training Course allows you the freedom to learn at your own speed and convenience.



Everything you need to know to learn grooming and start your own business will come in your lesson package. Every effort is made to guide you independently through the course. If you need help you can call the toll free phone number or e-mail me.

Just some of the things you'll learn

- What Tools to use
- Breed Types & Recognition
- First Aid
- Double & Smooth coated Breeds
- Wirehair Breeds
- Long legged Terriers
- Short Legged Terriers
- Mixed Breeds
- Teddy Bear Clip
- Where to open your business
- Keeping Animals Separated
- Simple book keeping
- What to charge for grooming
- Advertising Ideas

A "few" of things you will find in the book

Dog coloring	Matted Dogs
Groomer Publication	Clipping Nails
All breed grooming	Cat grooming
Designer dogs	The ears
Wholesale Suppliers	The bath
Bookkeeping	The Anal Sacks
Start up Costs	Handling
Insurance	Mixed breed grooming
Monthly Expenses	Fleas & Tapeworms
Techniques of Scissoring	Canine skin disorders
Working with topknots	Shop Setup
Teeth Cleaning	Groomer Publications

The Journal is a book loaded with tons of information. Over 40 groomers contributed to making this, a one of a kind master piece. They share their secrets, short cuts & insight... this is a must have book! It is free with your grooming course.

Just some of the things discussed in the Journal:


Advertising	Grooming sick dogs
Bathing Tips	Home Based Business
Cage Drying	Muzzles
Cleaning Teeth	MYTHS
Clipper Burn	Nail Filing
Coloring	Power Booster
Conditioners	Raising Prices
De-Skunking	Safety
Dogs per day	Seminars...
Dryers	Shampoo

Fire Safety
Clipper Vac Head
Late Pick Ups
Lyon Clip
Medicated shampoo
Mobile Grooming
Foxtail
GRINDING nails
Grooming Clothes
Grooming at home

Smelly Dogs
Skimming the coat
Snoodle mixed breed
Stacking a dog
Shop Names
Shop Policy
Smocks
Snippy Breeds
Tear stain removers
Unhappy Customers


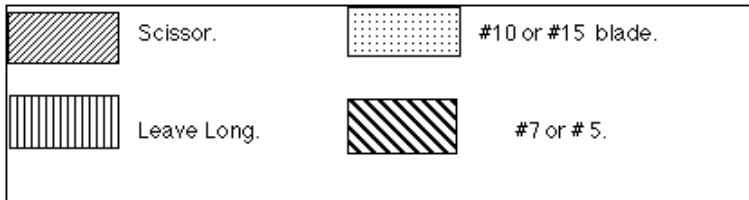
When you complete this course you should be able to groom any breed dog or cat.

You must have a deep love for animals and lots of patience.



You will need to have an area you can set up to groom dogs. A laundry room, basement, bathroom, an out building or even a friend's home.

New groomers love the workbook diagrams as much as do the professionals. When you have completed this fantastic program, you will be the professional groomer you knew you could be! And you will have a handsome Certificate Of Graduation to display on your wall.



Complete course

\$325.00 + \$15.00 S&H = \$340.00 *Best Buy*

The only difference between the payment plans are how long it takes to pay it off! The longer the higher the cost.

Payments - Complete course

Payment Plan #2 - Pay \$160.00 + \$15.00 S&H down! (Then \$50.00 a month for 6 months)
 Total course cost = **\$445.00.**

Payment Plan #3 - Pay \$180.00 + \$15.00 S&H down! (Then \$50.00 a month for 4 months) Total course cost = **\$395.00**.

No payments accepted for the paper books or extra student!

Paper books

\$65.00

The books on CD are for your computer and have the same information as the paper books.

Extra student

\$200.00

Second student receives a complete course.

Grooming kit

Included with the course you will receive wholesale catalogs, as well as a list of the items you need. You can also contact me for help placing the order! The cost of the tools to complete this course is between **\$600.00 & \$700.00**.

Basics & Beyond is accredited by the BBB. I have been in this business since 1996 and not had any complaints what so ever. I am a member of the Better Business Bureau with the highest rating they give.

This is a home study course. You are not left to learn completely on your own. I guide you through this course with the DVDs, books and lifetime support through the toll free phone numbers. I am available seven days a week. Although I rarely get calls from the

students, because the course is so easy to understand and follow. I do leave to go to the post office, the store and a few other places. But I am usually not gone too long.

You will need a place where you can groom dogs. A laundry room, basement, bathroom, garage, or even a friend's home. When you have completed the course you should be able to groom any breed. You get the dogs by running an ad in the paper and putting fliers up stating you are a groomer in training and will groom for free in exchange for experience.

You can do the written reports and read the books on your computer, but you cannot learn to groom the dogs unless you do hand on grooming so it is not an online course.

You can watch the DVDs on your computer or your TV. I send you wholesale grooming supplies catalogs , so you can buy them at wholesale cost. You will need tools and supplies which could cost you \$600.00 - \$700.00. You do not need to buy them all at one time, but you will need most of them to complete the course. You will also need to order more supplies and tools once you are grooming a lot.

There is no set time to complete the course. You will be required to groom 35 dogs, take before and after photos and write a report of what you did during the grooming. I know 35 dogs seems like a lot, but you will be able to groom more than that in a week after you

get some experience. You also will have to complete the open book written tests on your computer or write them by hand.

You get the dogs by running an ad in the paper and putting fliers up stating "I am a groomer in training and will groom for free in exchange for experience". Some humane society and shelters will let you groom the dogs, some won't. I have never had anyone have trouble getting dogs. However if you have trouble finding a certain breed, which happens from time to time you can you a mixed breed in its place.

The time to finish varies a great deal. I have had people finish as soon as 5 weeks, but the average time is 12 - 20 weeks. After you finish this course you should be able *to groom any breed of dog or cat*. Cat grooming is optional. I include info on opening your own business.

The certificate is recognized by pet smart, pet co, veterinarians, and grooming shops. I have never had anyone not except it. Most my students have opened their own business. This is what I always recommend whenever possible.

When you work for someone else you are building clientele. The you leave the shop the clients will most likely keep going back to that shop. So it really is a go nowhere situation. Plus the wear and tear on your body and they are making all the money!

Order now and get started on your new career!

Order Form

Last Name _____

First Name _____ M.I. _____

Address _____ Apt./Unit _____

City _____ State _____ ZIP Code _____

Phone () _____ E-Mail _____

Method of payment
Check Postal money order Card

Credit Card # _____ Exp. Date _____

Name as it appears on card _____

Payment plans only - Driver license # _____

Payment plans only - Social Security # _____

Signature

Item No.	Price	Qty.	Amount
Subtotal			
Tax			
Shipping			
Total			

